



Shown with water option

SP 300 DUAL SPRAY / SQUEEGEE MACHINE

A 320-GALLON CAPACITY MACHINE THAT DOES IT ALL - SPRAY BAR, SPRAY WAND, AND SQUEEGEE APPLICATION

DESIGNED TO MIX AND APPLY PAVEMENT SEALERS WITH OR WITHOUT SAND

SP 300 DUAL Features:

- Kubota gasoline engine *(brand subject to change)*
- SandPumper II 2" material pump. Shifts to neutral when wand or spray bar is shut off
- Round tank design with true, full-sweep agitation and rubber wiper blades
- 75-foot hose and spray wand
- Rear wheel direct drive
- Power steering for ease of maneuvering
- Quick change floating squeegee assembly with rear-angling squeegee (windrow feature) and front box squeegee
- Emergency brake











SPECIFICATIONS:

Height	65"
Width.....	63"
Length.....	140"
Wheel Base.....	60"
Squeegee width.....	93"
Spray width.....	108"
Weight.....	3,880 lbs.
Material Tank Capacity	320 gallons
Water Tank Capacity Option	28 gallons
Engine.....	49 HP Kubota gasoline <i>(brand subject to change)</i>
Steering.....	Power
Drivetrain.....	Hydrostat Direct Drive

PRODUCT #	DESCRIPTION	WEIGHT
E1000	SP 300 Dual	3,880 lbs.
E9100	Blocking / Bracing Charge (if required)	300 lbs.
Options:		
P50402	28 Gallon Water System	
P50246D	Hydraulically Activated Spray Bar	

* Call for pricing | Components subject to change

STANDARD FEATURES:

							
Rear Wheel Direct-Drive	Power Steering	Hydraulic Shift for Angling the Squeegee	User-Friendly Control Panel	Hydraulically Driven Dual Diaphragm Material Pump	Gasoline Engine Standard	Dual Easy-Open Butterfly Sealer Discharge Valves	1-Gallon Basket Strainer Reduces Tip Clogging